

I PROGRAMMER

FOR PROGRAMMING
LED DRIVERS



I PROGRAMMER



For Programming LED Drivers

The iProgrammer is designed to let you configure LED drivers using the 3C function.

Using DALI commands, the iProgrammer enables various functions to be configured on all VS LED drivers that feature the "3C" symbol. As an example, not only can the current be set to a precise level, but programming functions for the street lighting zone can also be transferred.

iProgrammer

For programming LED drivers

The iProgrammer is designed to let you configure LED drivers using the "3C" function.

Using DALI commands, the iProgrammer enables various functions to be configured on all VS LED drivers that feature the "3C" symbol.

As an example, not only can the current be set to a precise level, but programming functions for the street lighting zone can also be transferred.

Please refer to the manual at www.vossloh-schwabe.com/en/home/products/led-lighting-technology/led-accessory.html for detailed configuration procedures.

Technical notes

Configuration interface: DALI
 Ambient temperature t_a : 5 to 50 °C
 Push-in terminals: 0.2–1.5 mm²
 Degree of protection: IP20

Connections

- Mains connection: 220–240 V AC/50–60 Hz
- Max. power consumption: 5 W
- USB 2.0
-

Software download

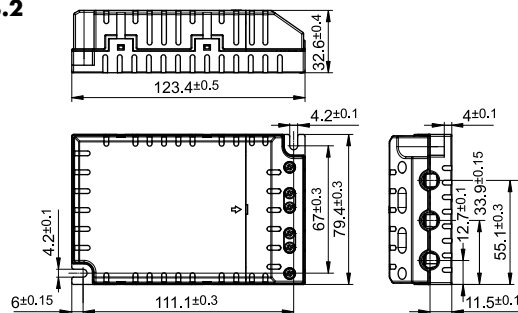
See product page under www.vossloh-schwabe.com

Functions

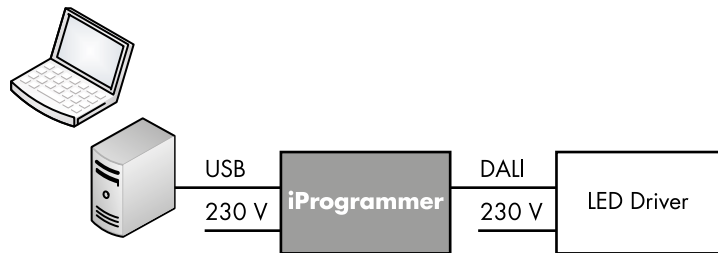
Configuring "3C" LED drivers



K3.2



Anschluss



Type	Ref. No.	Connection to PC/Laptop	Functions	Dimensions mm [LxWxH]	Weight g
iProgrammer	186428	USB 2.0	Configuring "3C" LED drivers	123.4x79.4x32.6	135

The values contained in this data sheet can change due to technical innovations. Any such changes will be made without separate notification.

General safety information

- VS products may only be installed and commissioned by authorised and fully qualified staff.
- These instructions must be carefully read before installing and commissioning the system, as this is the only way to ensure safe and correct handling.
- Before any work is carried out on the equipment, it must be disconnected from the mains.
- All valid safety and accident-prevention regulations must be observed.
- The products should never be inexpertly opened as this poses lethal danger due to electrical shock. Repairs may only be undertaken by the manufacturer.
- On no account may the DALI control line be used to carry mains voltage or any other external voltage as this can destroy individual system components. The DALI supply can be switched off via software, if necessary.
- Please refer to the manual at www.vossloh-schwabe.com for exact instructions on how to configure the system using the iProgrammer.

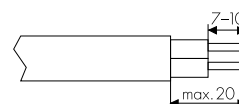
iProgrammer

Installation

- Independent installation
- Clearance: min. 0.1 m to walls, ceilings, insulation and to other electronic devices; min. 0.25 m to sources of heat (e.g. lamps)
- Surface: solid, must not permit the extender to sink into insulation material
- Fastening: using 4-mm screws

Installation instructions

- Cross-section of primary/secondary conductor: 0.2–1.5 mm²
- Cable preparation (see right)
- Length of the secondary bus cable: max. 300 m
- A standard DALI bus only features basic insulation. All DALI cables must be rated for mains voltage. The power supply and the DALI line can be laid in a single cable (max. 100 m).
- Mains power cables and DALI cables should not be laid directly parallel to lamp cables (min. clearance = 0.25 m).

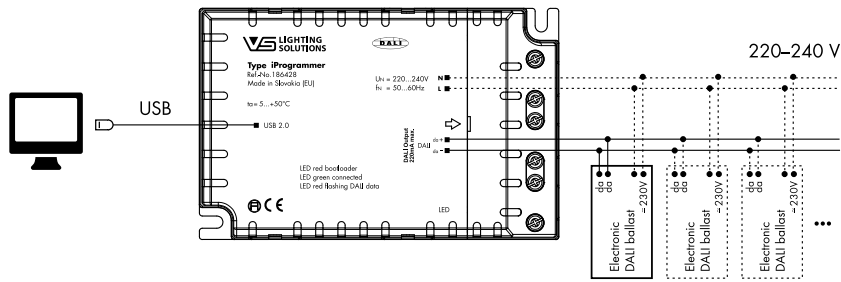


Additional information

- The iProgrammer can only be addressed in combination with the respective VS software and a PC/laptop.
- The PC/laptop must be connected during configuration.
- The outputs of several iProgrammers must not be connected with each other.

The values contained in this data sheet can change due to technical innovations. Any such changes will be made without separate notification.

Circuit diagram of the iProgrammer



Technical details iProgrammer

iProgrammer	
Ref. No.	186428
Supply voltage	220-240 V AC/50-60 Hz
Power consumption	5 W
Control input	USB 2.0
DALI output	DALI acc. to IEC 62386-102/-201
Ambient temperature t_a	5 to 50 °C
Degree of protection	IP20
Protection class	II
Weight	135 g
CE requirements	EMC, RFI, Safety in acc. with EN 61347-2-11

The values contained in this data sheet can change due to technical innovations. Any such changes will be made without separate notification.